

If you remain in your unit

You must protect yourself from smoke. Stay in your unit until you are rescued or until you are told to leave.

- Keep smoke from entering your unit. Use duct tape to seal cracks around the door and place wet towels at the bottom. Seal vents or air ducts the same way.
- If smoke enters your unit:
 - Call the fire department at 9-1-1 and tell them where you are and then move to the balcony. Close the doors behind you.
 - If you don't have a balcony, go to the most smoke-free room, close the door and seal it with tape and towels. If necessary, open the window for fresh air. Show emergency personnel where you are by hanging a sheet from the window or balcony.
 - Keep low to the floor where the air is cleaner.
 - Listen for instructions from authorities.



FIRE SAFETY BEGINS WITH YOU

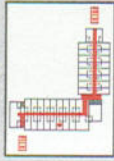


PREVENTION

Prevent fires from occurring

DETECTION

Have a working **smoke alarm** on all levels and outside all sleeping areas and have a working **carbon monoxide alarm** outside all sleeping areas



ESCAPE

Prepare and practise your **home fire escape plan**

For more information about high-rise fire safety and information in your language, ask your building management or contact Toronto Fire Service by calling 311 or visiting

toronto.ca/fire/prevention



311


toronto at your service



FIRE

in your

HIGH-RISE



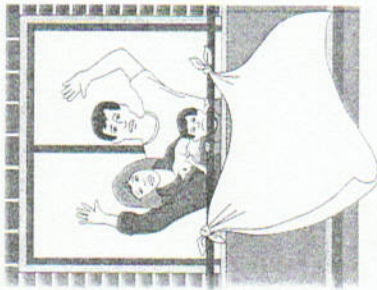
HIGH-RISE APARTMENT AND CONDOMINIUM FIRE SAFETY

People living in a high-rise apartment or condominium building need to think ahead and be prepared in the event of a fire emergency.

FIRE SAFETY BEGINS WITH YOU

Learn what to do if a fire happens in your building. This is the best way to protect yourself and those around you.

- Talk to your landlord, superintendent or building manager.
- Know the emergency procedures outlined in the building's fire safety plan.
- Every fire is different. You must act quickly when you hear the alarm or discover a fire.
- Remember, most people die from the smoke, not the fire. Here is what to do.



If there is a fire in your unit

- Tell everyone in your unit to leave.
- Close, but don't lock, all doors behind you.
- Pull the fire alarm on your floor and yell "fire".
- Leave the building using the nearest exit stairway.
- Call the fire department at 9-1-1 from a safe location. Never assume this has been done.
- Meet the firefighters when they arrive and tell them where the fire is.

When you hear the Fire Alarm

To go or stay?

Most of the time, the best thing to do in a fire is leave the building as soon as possible. But in some cases you may not be able to leave and you may have to stay in your unit. In either case you must act quickly as seconds count. The longer you wait, the more risk there is that heavy smoke will have spread into stairways and corridors and your chances of survival are less. No matter what your decision you must protect yourself from the smoke.



If you decide to leave the building

Check the door to your unit. If smoke is entering from around the door, do not open it. Feel the door and door knob. If the door or knob are hot, do not open it. Protect yourself from smoke inside your unit as described later in this brochure.

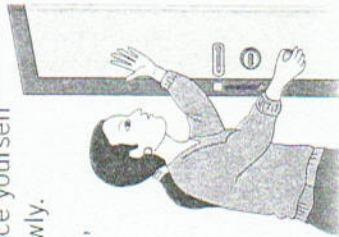
- If there is no smoke or heat, brace yourself against the door and open it slowly.

- If you see smoke or feel heat, close the door quickly and protect yourself.

- If the corridor is clear, take your keys, close the door behind you and go to the nearest exit stairway.

DO NOT USE THE ELEVATOR.

- Open the nearest exit stairway door carefully.
- If there is no smoke, use the stairway to leave the building.



- If there is smoke, do not enter. Close the door. Go to another exit stairway and open the door carefully.

- If there is no smoke here, use this stairway to leave the building.

- If there is smoke, do not enter. If there are other stairways, try them. If there are not, return to your unit and protect yourself from smoke.

When you are inside the stairway

If you encounter smoke on your way down the stairs, do not continue.

- Leave the stairway to the closest available floor area and proceed to an alternate stairway. Open the door carefully and if there is no smoke, continue down the stairway and leave the building.
- If you cannot use any stairway to exit the building, return to your unit if possible, or enter an available floor area and bang on unit doors until you are able to take shelter.
- Never go to the roof, smoke rises! Doors to the roof are locked and you could become trapped.
- Remember stay low to the ground if you are in a smoke filled environment. The air is cleaner near floor level.
- Once out, stay out. Do not go back into the building until the fire department tells you it's safe.

